

CX AND CXM - END SUCTION PUMPS

PRODUCT INFORMATION

TYPE CX AND TYPE CXM

End suction pumps with back pull-out design in accordance with DIN 24255 and ISO 2858. Our pumps come with different runner diameters and 2- or 4-pole motors to ensure optimum efficiency. Mechanical or soft shaft seals. Type CX is fitted horizontally on a foundation plate. Type CXM has a monoblock design. Areas of application include fresh and salt water supply, district heating, air conditioning, cooling water systems, field irrigation systems, and industrial plants.

The CX/CXM pumps can have:

- Soft or mechanical shaft seals.
- Different impellers for different purposes.
- Hot and cold water.

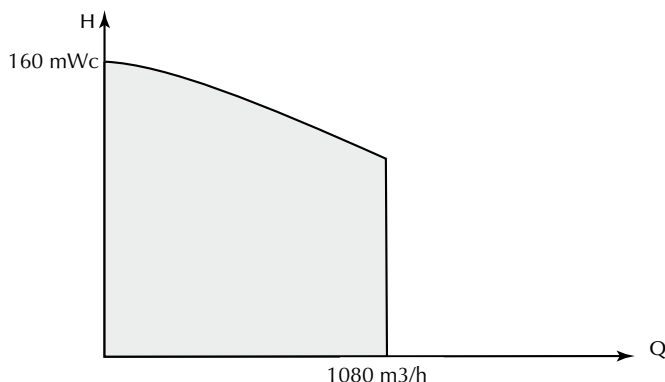
Q: 1,5-1080 m³/h

H: max. 160 mWc

Temp.: max 120°C

PN: TN 16


DN: 15 – 300




Indicative curve.

We tailor our pumps to your needs.

Contact us to hear more.



TYPE CX



TYPE CXM



For further information please contact us – or visit our website at www.trium.dk

TRIUM / B. Christensen Maskinfabrik Eftf. ApS / Pumps and Marine Services

Linåvej 9F | Hårup | DK-8600 Silkeborg | Tel +45 86 28 04 00 | Fax +45 86 28 04 89 | post@trium.dk

CX AND CXM - END SUCTION PUMPS

PRODUCT INFORMATION



UPON REQUEST

To allow us to offer the optimum pump solution, please list the following in your request:

1. Pump capacity
2. Manometric head
3. Static pressure at the pump
4. Liquid specification, including: temperature, density, viscosity, steam pressure, corrosion properties, and solid particle content.
5. Special materials required.
6. Power supply voltage and frequency.
7. Special requests in terms of drive device.



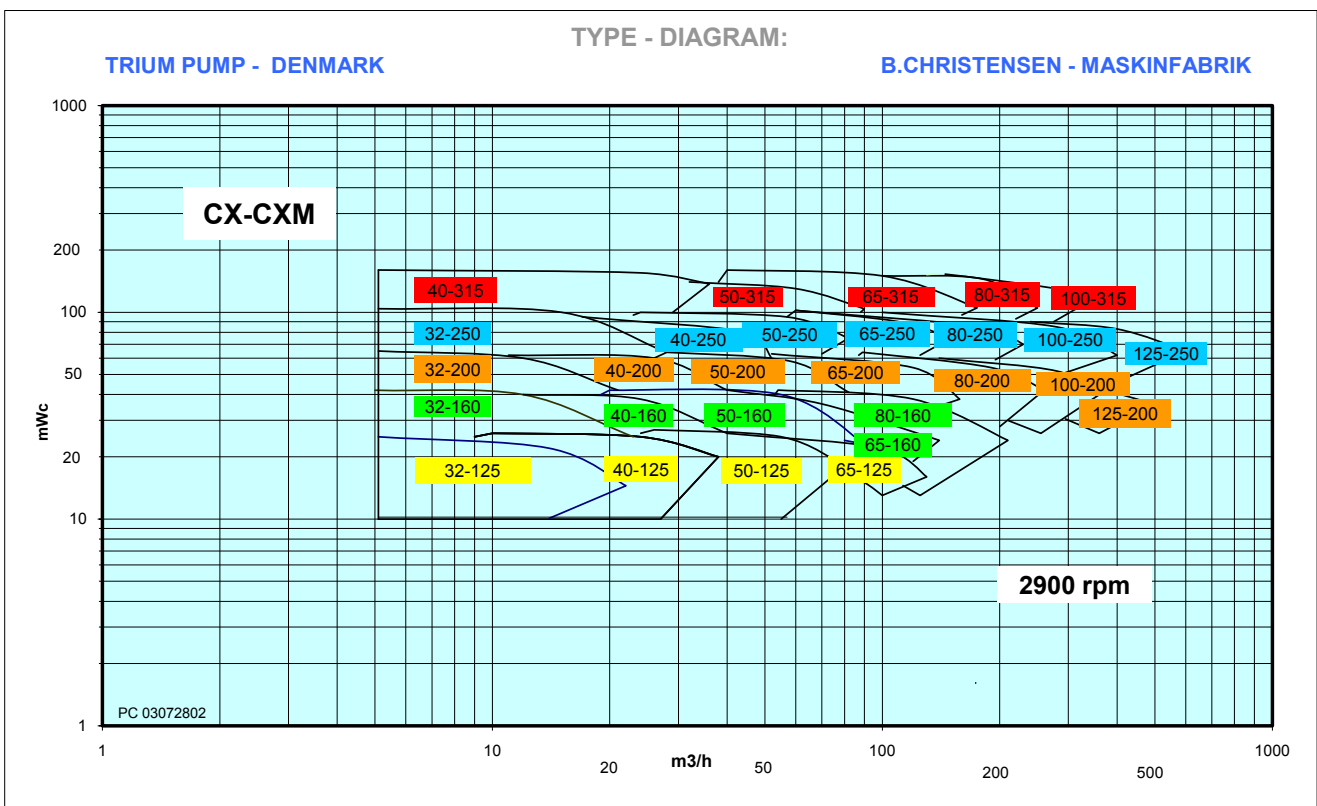
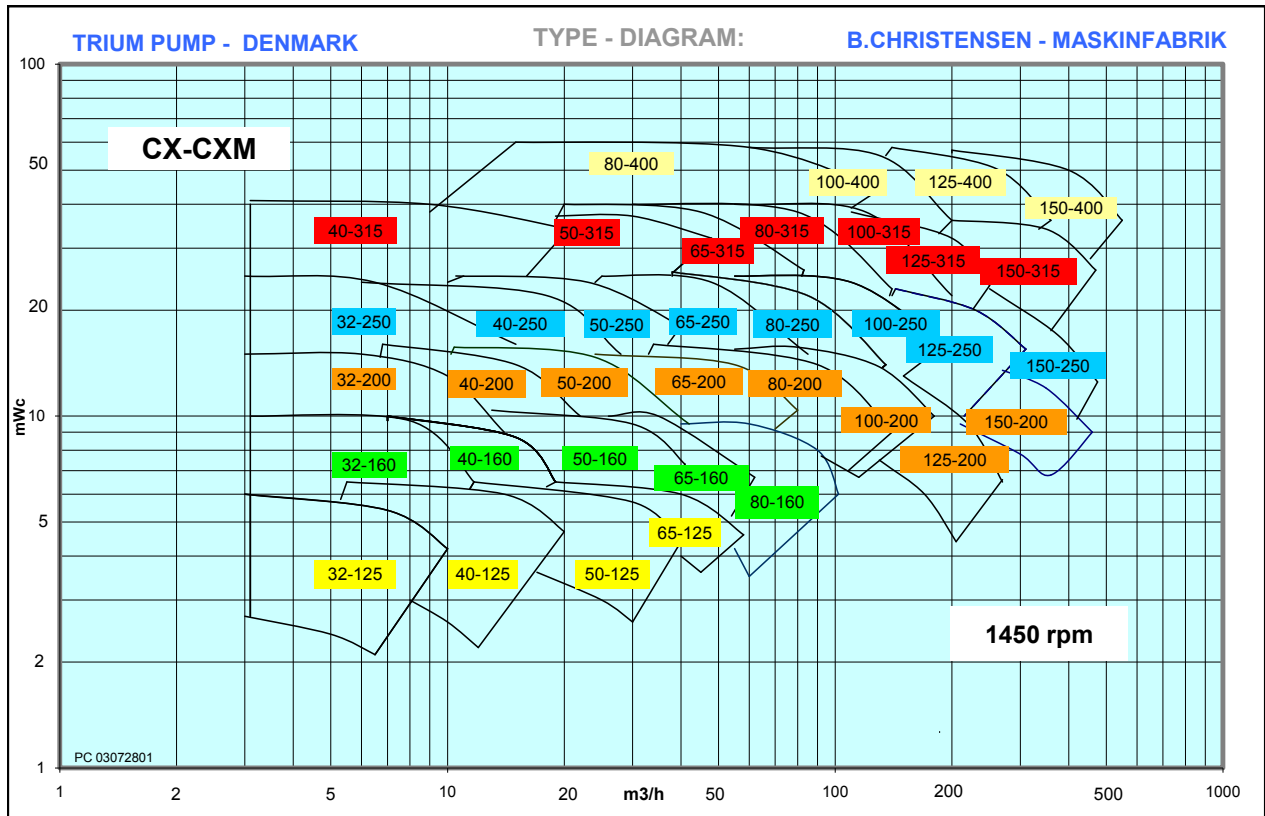
For further information please contact us – or visit our website at www.trium.dk

TRIUM / B. Christensen Maskinfabrik Eftf. ApS / Pumps and Marine Services
Linåvej 9F | Hårup | DK-8600 Silkeborg | Tel +45 86 28 04 00 | Fax +45 86 28 04 89 | post@trium.dk

Danish Quality 

CX AND CXM - END SUCTION PUMPS

PRODUCT INFORMATION



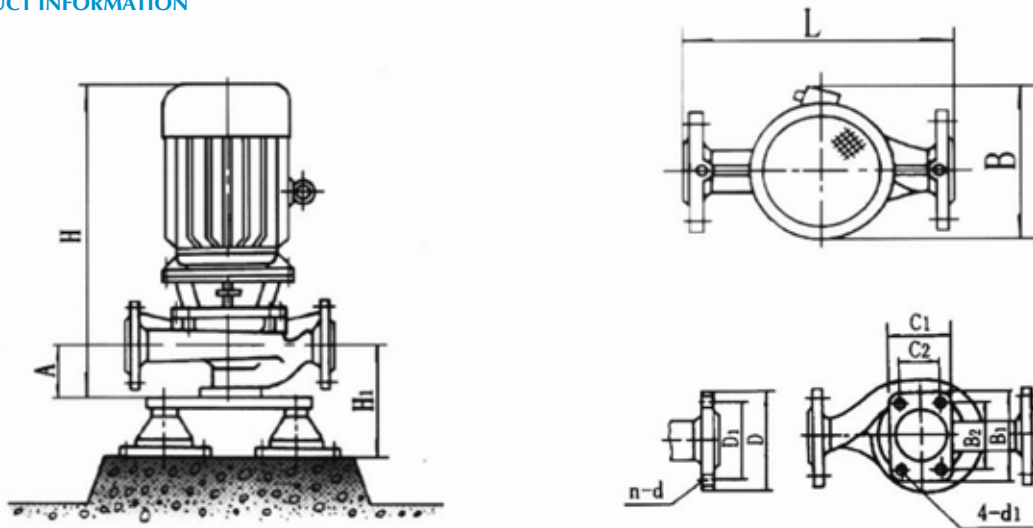
For further information please contact us – or visit our website at www.trium.dk

TRIUM / B. Christensen Maskinfabrik Eftf. ApS / Pumps and Marine Services
 Linåvej 9F | Hårup | DK-8600 Silkeborg | Tel +45 86 28 04 00 | Fax +45 86 28 04 89 | post@trium.dk

Danish Quality

CX AND CXM Technical Specifications

PRODUCT INFORMATION



Model	Outside dimensions				Brackets/ supports			Flange dimensions		
	L	B	H	C1 x B1	A	C2 x B2	4 - d1	D	D1	a - d
15-80	180	160	340	75x100	40	45x70	4 - Ø12	G 1/2	/	/
20-110	260	230	405	80x110	55	50x80	4 - Ø12	G 3/4	/	/
25-125	260	230	435	80 x 110	75	50x80	4 - Ø14	Ø115	Ø85	4 - Ø14
32-125	260	230	435	90x130	72	60x100	4 - Ø14	Ø140	Ø100	4 - Ø18
32-200(A)	340	330	540	120x170	95	80x130	4 - Ø14	Ø150	Ø110	4 - Ø18
40-125	280	230	445	100x150	85	70x120	4 - Ø14	Ø150	Ø110	4 - Ø18
40-200	340	330	560	120x170	95	80x130	4 - Ø14	Ø150	Ø110	4 - Ø18
50-160	320	300	550	120x170	100	80x130	4 - Ø14	Ø165	Ø125	4 - Ø18
50-250(l)	480	435	785	160x220	110	120x180	4 - Ø18	Ø165	Ø125	4 - Ø18
65-160	360	305	570	140x200	100	100x160	4 - Ø18	Ø185	Ø145	4 - Ø18
65-250	480	435	785	160x220	110	120x180	4 - Ø18	Ø185	Ø145	4 - Ø18
65-315	550	510	920	190x280	110	150x240	4 - Ø18	Ø185	Ø145	4 - Ø18
80-100	400	285	570	140x200	120	100x160	4 - Ø18	Ø200	Ø160	8 - Ø18
80-200	430	430	795	140x200	125	100x160	4 - Ø18	Ø200	Ø160	8 - Ø18
80-250	480	465	870	160x220	130	120x180	4 - Ø18	Ø200	Ø160	8 - Ø18
80-315	580	530	1000	190x280	130	150x240	4 - Ø18	Ø200	Ø160	8 - Ø18
80-350	630	610	1100	202x260	130	166x220	4 - Ø18	Ø200	Ø160	4 - Ø18
100-100	460	360	675	160x220	140	120x180	4 - Ø18	Ø220	Ø180	8 - Ø18
100-200	480	475	880	160x220	140	120x280	4 - Ø18	Ø220	Ø180	8 - Ø18
100-250	550	520	1015	160x220	155	120x180	4 - Ø22	Ø220	Ø180	8 - Ø18
100-315	630	700	1235	250x300	165	210x260	4 - Ø22	Ø220	Ø180	8 - Ø18
125-100	520	430	830	160x200	165	120x180	4 - Ø18	Ø250	Ø210	8 - Ø18
125-200	680	510	1040	200x260	175	160x220	4 - Ø18	Ø250	Ø210	8 - Ø18
125-315	640	685	1350	300x350	180	230x280	4 - Ø22	Ø250	Ø210	8 - Ø18
150-160	520	430	850	190x280	175	150x240	4 - Ø18	Ø250	Ø210	8 - Ø18
150-250	700	475	960	250x300	200	210x260	4 - Ø22	Ø285	Ø240	8 - Ø22
150-350	760	530	1075	250x300	205	210x260	4 - Ø22	Ø285	Ø240	8 - Ø22
200-200	680	435	930	250x300	200	210x260	4 - Ø22	Ø340	Ø295	12 - Ø22
200-400	860	595	1120	300x370	225	350x320	4 - Ø22	Ø340	Ø295	12 - Ø22
250-250	1110	550	1145	350x400	250	300x350	4 - Ø26	Ø405	Ø355	12 - Ø26
250-400	1200	900	1740	400x500	265	300x400	4 - Ø26	Ø460	Ø355	12 - Ø26
300-300	1370	900	1740	400x500	360	350x450	4 - Ø26	Ø460	Ø410	12 - Ø26



For further information please contact us – or visit our website at www.trium.dk

TRIUM / B. Christensen Maskinfabrik Eftf. ApS / Pumps and Marine Services

Linåvej 9F | Hårup | DK-8600 Silkeborg | Tel +45 86 28 04 00 | Fax +45 86 28 04 89 | post@trium.dk